

Linking an existing Google account



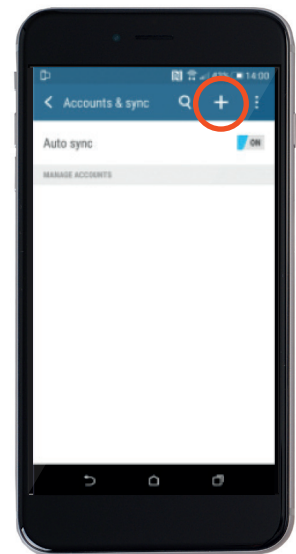
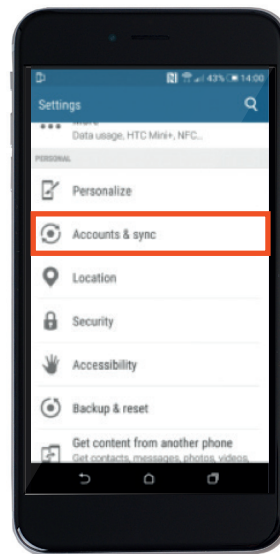
Please note: The images and instructions included in this guide are for illustration purposes and may vary by model and operating system.

HTC/LG


1 Go to **Apps**. Select **Settings**.



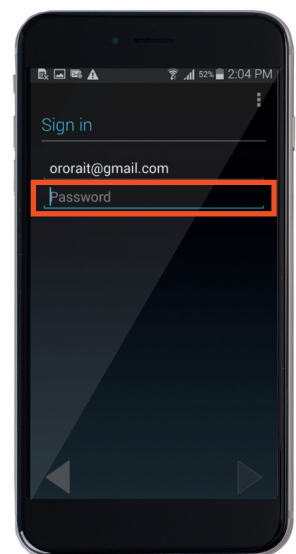
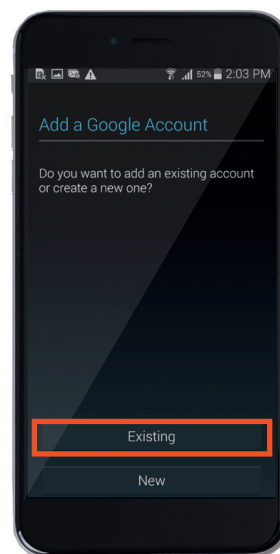
2 Scroll to **Accounts & sync**. Tap the **Add account** icon +.



3 Select **Google**.



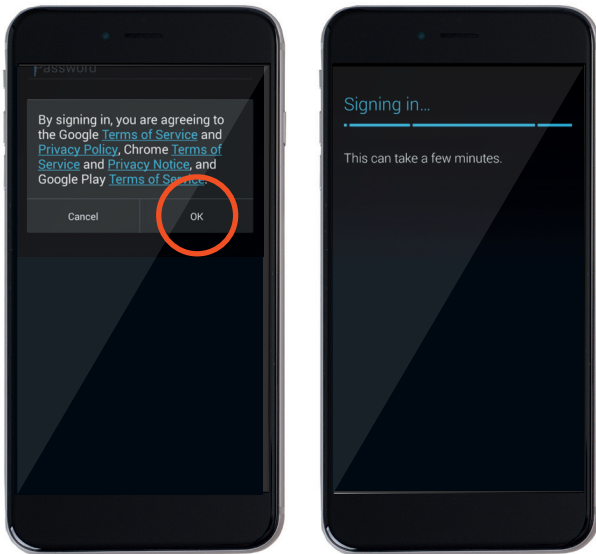
4 Tap **Existing** and type in your Gmail account details [email address and password].



Linking an existing Google account



- 5 Tap **OK** on the pop up message, you will then be signed into your Google account.



Once signed in, tap the right arrow to go to the next page. If you are asked to enter payment information, you can tap **Skip** if you don't want to add your details.